


Multiples Bingo

A fun way to practice multiples!

By: Teacher's Planet

Hop on over
to Multiples
Bingo!



Multiples Bingo Directions

- 1) Print a bingo board, number chart and optional multiples chart for each student. The multiples chart can be used for beginner students.
- 2) Put the calling cards in a container.
- 3) Have the students write in numbers from the number chart on their bingo boards in any order.
- 4) Have the caller pick out and read a multiple.
- 5) If the multiple belongs to a number on the students' bingo boards, they mark their boards with chips, coins, foam pieces or even candy.
- 6) The first to complete their bingo board wins the game!

Types of Bingo:

- * Line Bingo : Make a horizontal, diagonal or vertical line.
- * Square Bingo : Fill the card in the shape of a square (top, bottom, right, left).
- * T-Bingo : Fill the card in the shape of a T--either right-side up, upside down or sideways T.




Number Chart

Directions:

Fill in the bingo card with the following numbers
in any order.

1, 2, 3, 4, 5, 6, 7, 8, 9, 10, 11, 12,
1, 2, 3, 4, 5, 6, 7, 8, 9, 10, 11, 12



Multiples Chart

1) 2,3,4,5,6,7,8,9,10,11,12,13,14,15,16,17,,18,19,20,21,22,23,24,25,26,27,28,29,30,.....100

2) 4,6,8,10,12,14,16,18,20,22,24,26,28,30,32,34,36,38,40,42,44,46,48,50,52,54,56,58,60,62,
64,66,68,70,72,74,76,78,80,82,84,86,88,90,92,94,96,98,100

3) 6,9,12,15,18,21,24,27,30,33,36,39,42,45,48,51,54,57,60, 63,66,69,72,75,78, 81,84,87,90,
93,96,99

4) 8,12,16,20,24,28,32,36,40,44,48,52,56,60,64,68,72,76,80,84,88,92,96,100

5) 10,15,20,25,30,35,40,45,50,55,60,65,70,75,80,85,90,95,100

6) 12,18,24,30,36,42,48,54,60,66,72,78,84,90,96

7) 14,21,28,35,42,49,56,63,70,77,84,91,98

8) 16,24,32,40,48,56,64,72,80,88,96

9) 18,27,36,45,54,63,72,81,90,99

10) 20,30,40,50,60,70,80,90,100

11) 22,33,44,55,66,77,88,99

12) 24,36,48,60,72,84,96





Multiples Bingo



B

I

N

G


O

FREE



Multiples Bingo Calling Cards

Cut out each card and place in a container to draw from.



Multiples Bingo Calling Cards

Cut out each card and place in a container to draw from.

B 33



I 36



N 40



G 44



O 48



B 28



I 50



N 60



G 32



O 35



B 45



I 21



N 27



G 25



O 42



B 55



I 54



N 56



G 63



O 100



Multiples Bingo Calling Cards

Cut out each card and place in a container to draw from.

B 66



I 72



N 70



G 64



O 70



B 77



I 80



N 81



G 84



O 88



B 90



I 99




Created by: Teacher's Planet
More fun games can be found at:

<http://www.teacherspayteachers.com/Store/Teachers-Planet>

This material is intended for personal/classroom use and is not for resale or redistribution.

Permission to copy for single classroom use only.



Clip art by: Kidsrcute, Creative Clips, Whimsy Workshop Teaching, The Artbrarian, Elizabeth McCarter and Grade One Fun